















Practice Explaining Symbols

Directions: Remember that a **symbol** is an object with both a literal and figurative meaning; that is, it represents both itself and something else. Using the sentence frame provided, explain both the literal and figurative meaning of each **symbol** provided below.

EXAMPLE OF SYMBOL	EXPLANATION OF THE SYMBOL
	<p>Literally, this is an image of <u>a circle with a triangle inside it</u>; but figuratively, it is associated with <u>playing a video</u>.</p>
	<p>Literally, this is an image of _____ _____; but figuratively, it is associated with, _____ _____.</p>
	<p>Literally, this is an image of _____ _____; but figuratively, it is associated with, _____ _____.</p>
	<p>Literally, this is an image of _____ _____; but figuratively, it is associated with, _____ _____.</p>
	<p>Literally, this is an image of _____ _____; but figuratively, it is associated with, _____ _____.</p>

	<p>Literally, this is an image of _____ _____;</p> <p>but figuratively, it is associated with, _____ _____.</p>
	<p>Literally, this is an image of _____ _____;</p> <p>but figuratively, it is associated with, _____ _____.</p>
	<p>Literally, this is an image of _____ _____;</p> <p>but figuratively, it is associated with, _____ _____.</p>
	<p>Literally, this is an image of _____ _____;</p> <p>but figuratively, it is associated with, _____ _____.</p>
	<p>Literally, this is an image of _____ _____;</p> <p>but figuratively, it is associated with, _____ _____.</p>
	<p>Literally, this is an image of _____ _____;</p> <p>but figuratively, it is associated with, _____ _____.</p>



create and
explain 3
more symbols
following the
same format
as the other
symbols you
just completed.